

The Model 6030X Expansion Module adds an additional 30 multifunction keys to a Tone Commander 6210 or 6220 ISDN telephone. Included with the 6030X are a wider telephone base that replaces the standard base, a ribbon cable for connecting the 6030X to the telephone, a key overlay, and one mounting screw.

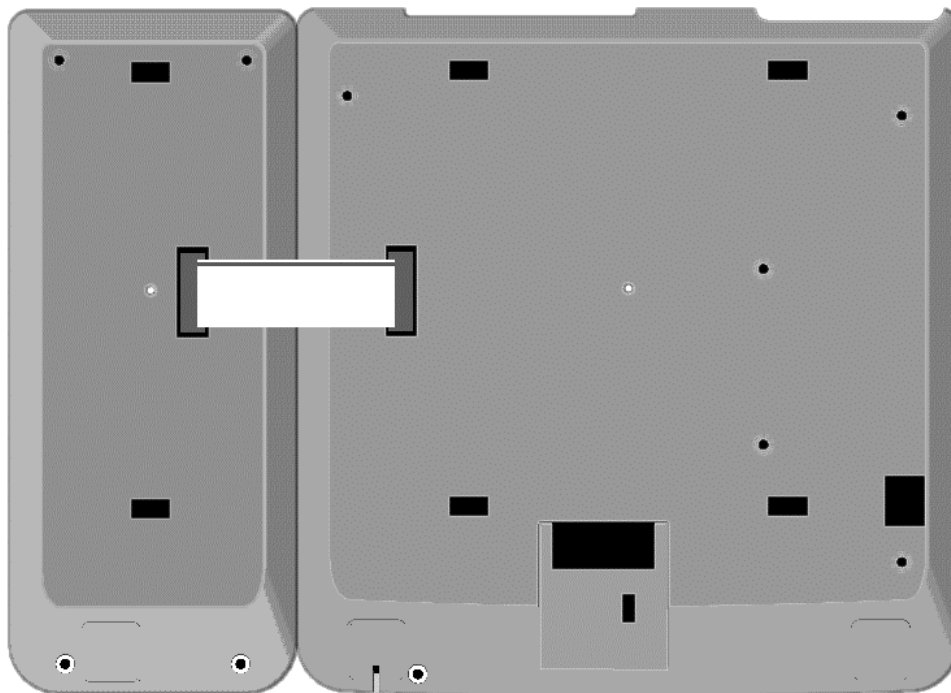
Telephone operating software must be version 01.04.xx or higher to enable the Expansion Module. To view the installed software version, select VERS, then S/W from the Administration Options menu (**Setup** → ADMIN → VERS → S/W). If your phone's software version is lower than 01.04.xx, call Tone Commander at (800) 524-0024 to request an update.

Expansion Module Installation

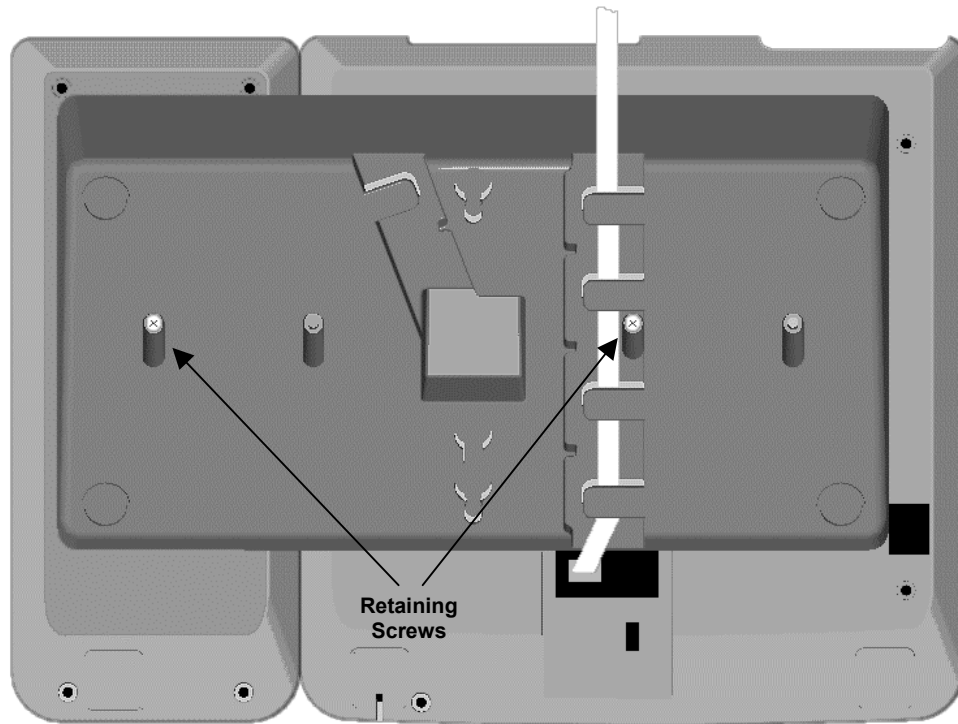
1. Disconnect the line cord.

**Power must be disconnected before installing the 6030X.
Wait 10 seconds after disconnecting power before proceeding.**

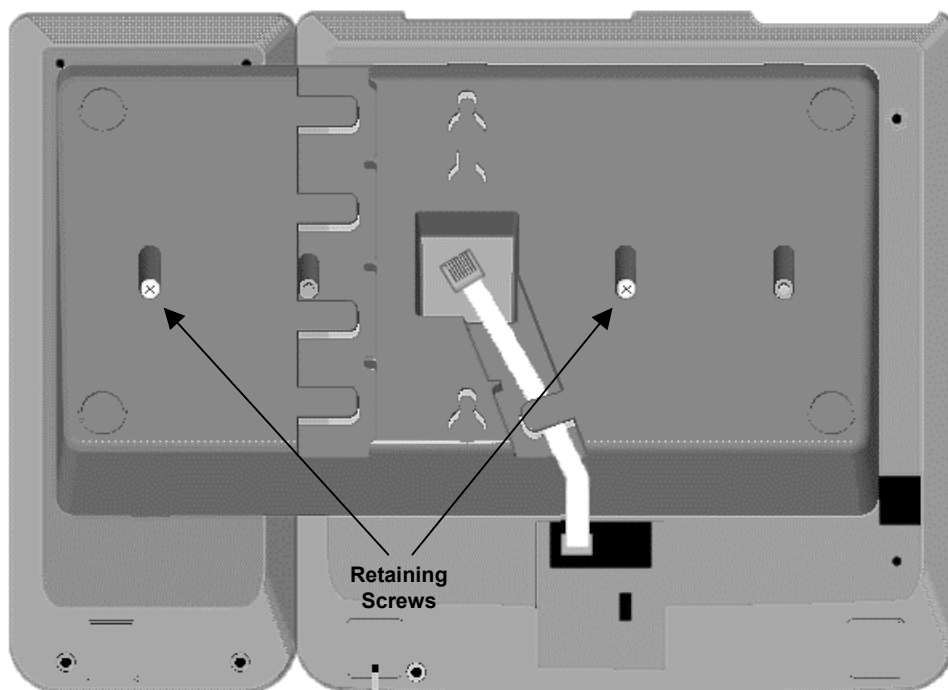
2. Remove the retaining screw in the center of the base.
3. Press the top of the tall edge of the base to disengage the snap tabs, then lift the base from the telephone body. *Do not touch the expansion connector.*
4. Lay the telephone and Expansion Module face down, with the Expansion Module to the left (on the opposite side from the speaker and handset).
5. Plug the supplied ribbon cable into the connectors on the telephone and Expansion Module as shown. The polarization tab on each plug must fit into the opening on the side of the connector.



6. Snap the new base onto the phone and Expansion Module. The base may be rotated for wall mounting.



Desktop



Wall Mount

7. Fasten the base to the telephone and Expansion Module with the retaining screws (required for UL compliance).
8. Route the line cord under the tabs as shown.

Service

Repair of the 6030X must be done by Tone Commander. Prior to equipment removal, call Tone Commander Customer Technical Support for assistance in determining the source of the problem. This critical action can often prevent needless removal of equipment and subsequent customer inconvenience.

Tone Commander
Technical Support Department
11609 49th Place West
Mukilteo, WA 98275-4255 USA

Phone: (425) 349-1000
(800) 524-0024

Fax: (425) 349-1010

E-mail: tech@tonecommander.com

Web: www.tonecommander.com

Tone Commander is committed to meeting the product needs of our customers. Please write or call us with any suggestions for improvement.

Tone Commander Product Warranty

For a period of one year from date of dealer purchase, but not to exceed 16 months from date of manufacture, Tone Commander Systems, Inc. (Tone Commander) warrants its products to be free from defects in material and workmanship under conditions of normal use and service. Tone Commander shall, at its option, repair or replace any defective product which, in its opinion, has not been misused, damaged, or improperly installed.

Repair or replacement under this warranty will be performed at Tone Commander's factory. Authorization must be obtained from Tone Commander prior to returning a product for repair. Freight must be prepaid for all units returned to Tone Commander. Units repaired under warranty will be shipped UPS Ground (or equivalent), freight prepaid by Tone Commander.

Products that are older than the warranty period, but less than 7 years old, or still manufactured by Tone Commander may be repaired at the factory for a flat rate charge. Repaired out-of-warranty units are warranted for 90 days from the date of repair.

The repair or replacement of a product under this warranty represents the entire obligation of Tone Commander; Tone Commander shall not be liable for any special or consequential damages resulting from or caused by any defect, failure, incapacity or malfunction of any of its products.

The foregoing express warranty is in lieu of all other warranties, express or implied, including, but not limited to any implied warranty of merchantability, fitness, or adequacy for any purpose or use, quality, productiveness or capacity; Tone Commander, to the extent permitted by law, hereby disclaims all such other warranties.